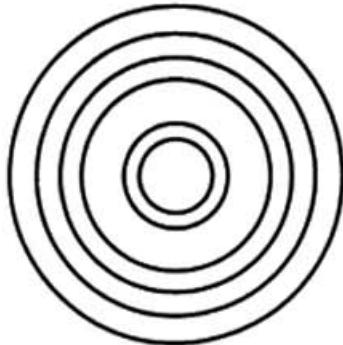
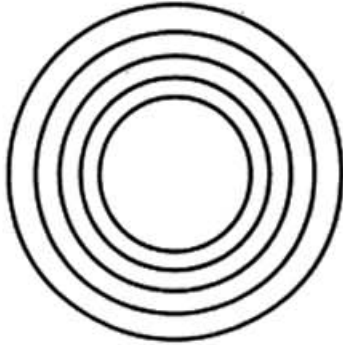


Part List
BALL JOINT SERVICE TOOL
WITH 4-WHEEL DRIVE ADAPTERS



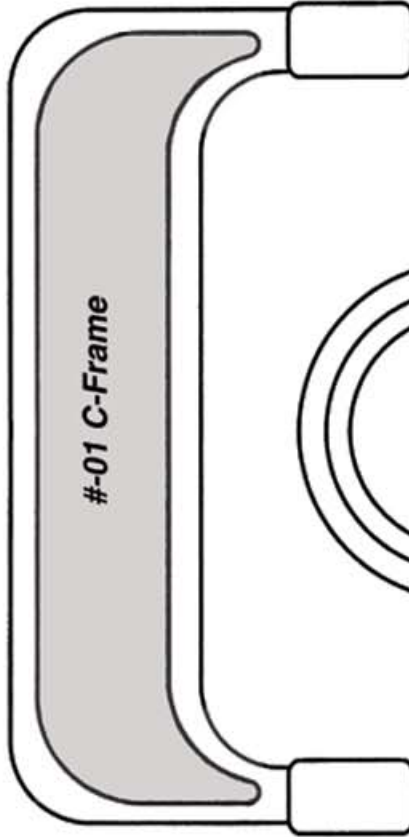
#-03 Install Adapter



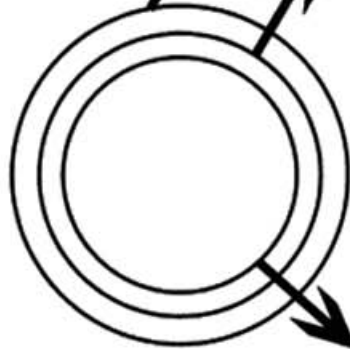
#-04 Removal Adapter



#-02 Screw




#-01 C-Frame



#-07 1-3/4\" X 2\"
Receiving Tube

#-05 2-3/4\" X 3\"
Receiving Tube

#-06 2-1/4\" X 2-1/2\"
Receiving Tube



#-08 Install Cup Adapter



#-10 Receiving Cup



#-09 Install Cup